

AFWC-OR-194 ABOVE FRAME ROLL-OFF CABLE HOIST



Tel: 800.285.0666 | sales@wastequip.com
www.galbreathproducts.com



Above Frame West Coast (AFWC) cable hoists are versatile enough to work with any truck chassis, suspension, exhaust system, or fuel tank.

- » **60,000 lb. capacity**
- » **Tandem axle**

Standard Features

Ease of Operation

- 1,600 lbs. lighter than traditional roll-off hoists for greater payloads
- 25% faster operating speed
- Centered cab-mount Power Tower
- Plug n' Play wiring system
- Pintle-ready rear aprons
- Standard inside air control

Safety

- Rear ratchet hold-downs
- Heavy-duty safety props
- Air-assist fold-up ICC bumper
- Backup alarm and hoist up alarm with signal light on dash
- Mounting requires minimal truck chassis modification; no need to remove chassis cross-members

All Galbreath products are designed to be compliant with ANSI standard container requirements.

* Factory mount models

** Refer to complete warranty statement for more information.

Durability

- 3 micron filtration system with dual viscosity oil
- Two-part epoxy primer and paint*
- R&D tested heavy-duty rear hinge
- Hoist subframes are welded and huck-bolted to chassis*
- Oil reservoir is filter cart ready
- LED lighting
- Two fixed front stops
- Two adjustable and removable front stops
- Lifetime warranty on frame and two-year warranty on hydraulics**

Quality

- Stringent, multi-year product testing, engineering, solid modeling, and stress analysis testing ensure maximum product quality
- Customized engineering layouts based on customers' chassis ensure compatibility

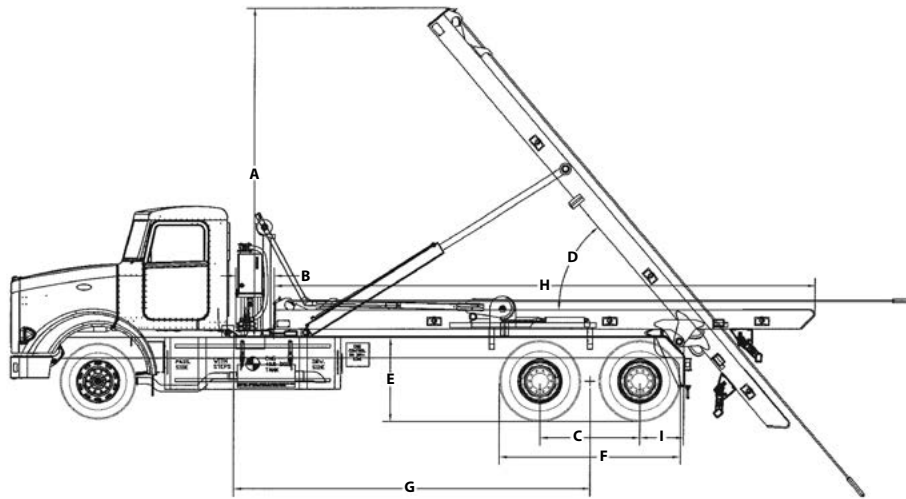
Also Standard

- Rail width: 34-1/2"
- Main frame: 10" X 3/8"
- Master link cable end
- Lights in rear cross member
- No rear ground roller
- Three (3) sets of outside rollers
- Entire hoist sits on top of truck frame

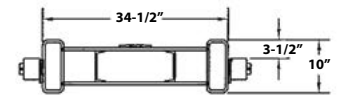
Available Options

- Optional hoist up speed-limiting parameters
- Pintle hook applications
- Various fender options
- Auxiliary hydraulic hook-ups
- Scale systems
- Tarping systems
- Lift axles
- Special safety lighting with strobes

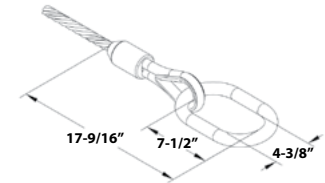
AFWC-OR-194 ABOVE FRAME ROLL-OFF CABLE HOIST



HOIST FRAME DETAIL



OVAL CABLE END



FEATURE	TANDEM AXLE
Recommended container size ¹	20'-24" ANSI Std.
Rated capacity ²	60,000 lbs.
A - Height above truck frame ³	188-1/4"
B - Back of Cab to Hoist ⁴	18"
C - Axle spread	51-60"
D - Raised dump angle	50°
E - Top of truck frame to ground ^{3, 5, 6}	45"
F - Tire OD to OD	98"
G - Clear Cab to Trunnion (CT) (includes behind the cab tank on tarper mounting platform and Pioneer Rack 'n Pinion tarper)	208"
H - Hoist length	302-3/4"
I - After frame	25"
Lift cylinders (2) DA = double acting	6" x 3-1/2" x 73" DA
Lift cylinders shaft	2-3/4" solid
Winch cylinder (1) DA = double acting	7" x 4" x 90" DA

FEATURE	TANDEM AXLE
Approx. weight with standard features	6,093 lbs.
Hoist frame	10" x 4" x 3/8" - A500 Grade C tubing with T1 3/8" x 3" x 36" wear strip on tail
Subframe	4" x 4" x 1/4" - A500 Grade C tubing
Front stop	Fixed 5/8" plate
Auxiliary front stop	Removable drop-in stops 3/4" plate - 2 drop-in locations on frame
Hinge shaft	2-1/2" solid steel
Cable anchors	Wedge and ferrule cable clamp
Cable end	Master link (oval eye)
Rear hold-downs	Ratchet style
Operating pressure	3,200 psi
Hydraulic pump	Gear type, 37-1/2 GPM @ 1500 RPM
Hydraulic valve	2 spool / 45 GPM with safety bypass
Oil reservoir	47-gallon with 3 micron return filter
Side rollers	4" O.D. with bronze bushings
Hoist cable sheaves	10" O.D. with grease-grooved bronze bushings
Working points	All points greasable

Notes for chart above:

- When recommending container lengths, weight distribution, fender interference and overhang are factors
- Factory tested with recommended container length and water level load
- Frame = top of truck chassis frame
- Length is 18" if welding oil tank to tarper support, or 24" if unable to weld oil tank to the tarper support
- Use 22.5" tires only; for larger tires, consult representative
- Request additional tail length for truck frames higher than 45"

TRUCK REQUIREMENTS	
Chassis front suspension rating	20,000 lbs. (minimum) capacity with power steering
Chassis rear suspension rating	40,000 lbs. (minimum) capacity with walking beam suspension
Frame modulus	50,000 psi or more chassis frame - minimum section modulus = 24 ³ in
Torque required	383 foot pounds of torque



Tel: 877.468.9278 | sales@wastequip.com | www.galbreathproducts.com

Galbreath is a Wastequip brand. Wastequip is the leading North American manufacturer of waste and recycling equipment for collecting, processing and transporting recyclables and solid or liquid waste. © Wastequip March 2015. All rights reserved. Specifications subject to improvement without notice. Equipment displayed should be operated by properly trained personnel. Operators should become familiar with OSHA, ANSI and any other applicable standards or laws for using this equipment. Improper use, misuse, or lack of maintenance could cause injury to people and/or property. Photos used in the literature are illustrative only. We assume no liability or responsibility for proper training/operation of equipment not manufactured by Wastequip. We reserve the right to make changes at any time without notice. Information contained within this literature is intended to be the most accurate available at time of printing.